



Hampton Washington Condo

710 Washington Ave
Miami Beach, FL 33139

Every month we compile this comprehensive market report focus on Hampton Washington Condo in this convenient and easy to read format. Our data comes from more than six different sources including MLS Associations, County Offices and Financial Institutions. Get this report for free every month on our website hamptonwashingtoncondosforsale.com.

Property Stats

POSTAL CODE 33139

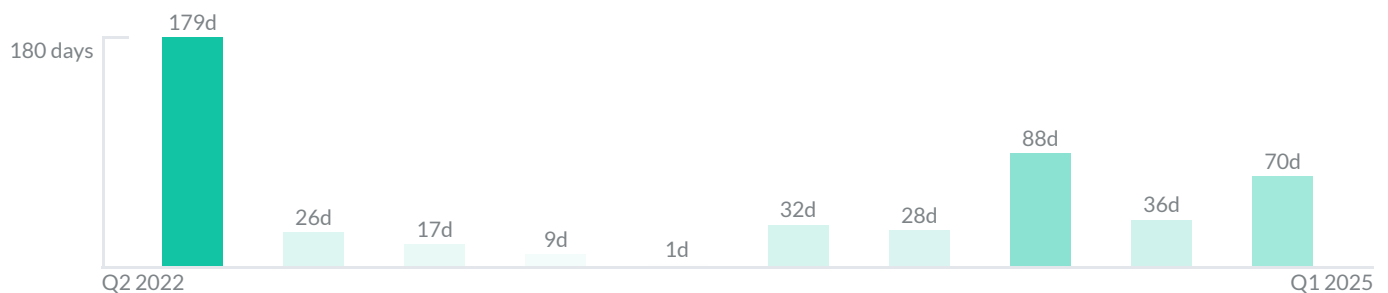
The property stats graph represents the median price evolution since ten years in your postal code area.



Similar Properties

DAYS ON THE MARKET

Everyday 3 months we monitor how many days it takes for similar properties to be sold. This is also a good indicator to know when to buy or sale!

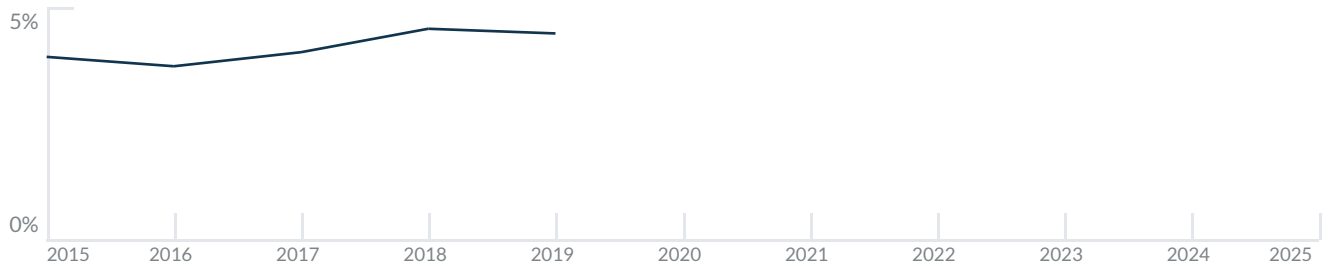


Mortgage Rates

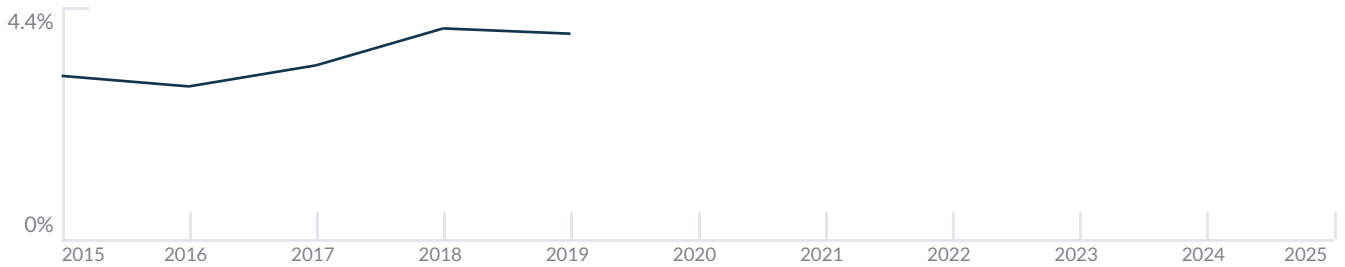
PER YEAR

Understanding mortgage economics is important when you want to buy with a loan. Below is the historical yearly average mortgage rates in the Unites States retrieved from Freddie Mac©

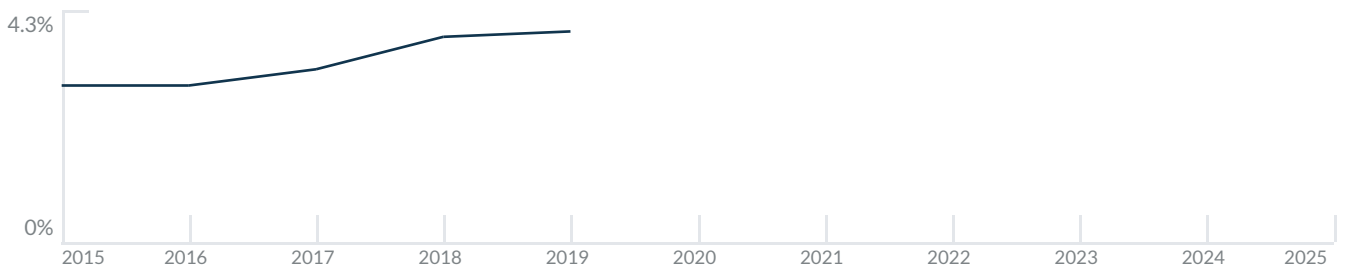
30 YEARS FIXED 4.4%



15 YEARS FIXED 3.9%



5/1-YEAR ADJUSTABLE 3.9%



Schools

CLOSEST

Having good schools nearby is important if you have kids or plan to rent or sell your home. Ratings are retrieved from the leading independent and nonprofit GreatSchools©

ELEMENTARY SCHOOL	MIDDLE SCHOOL	HIGH SCHOOL
School For Advanced Studies-Wolfeboro	Aspira Eugenio Maria De Hostos Youth Leadership Charter School	MS Academy
10/10	1/10	10/10

Insights

IN HAMPTON WASHINGTON CONDO

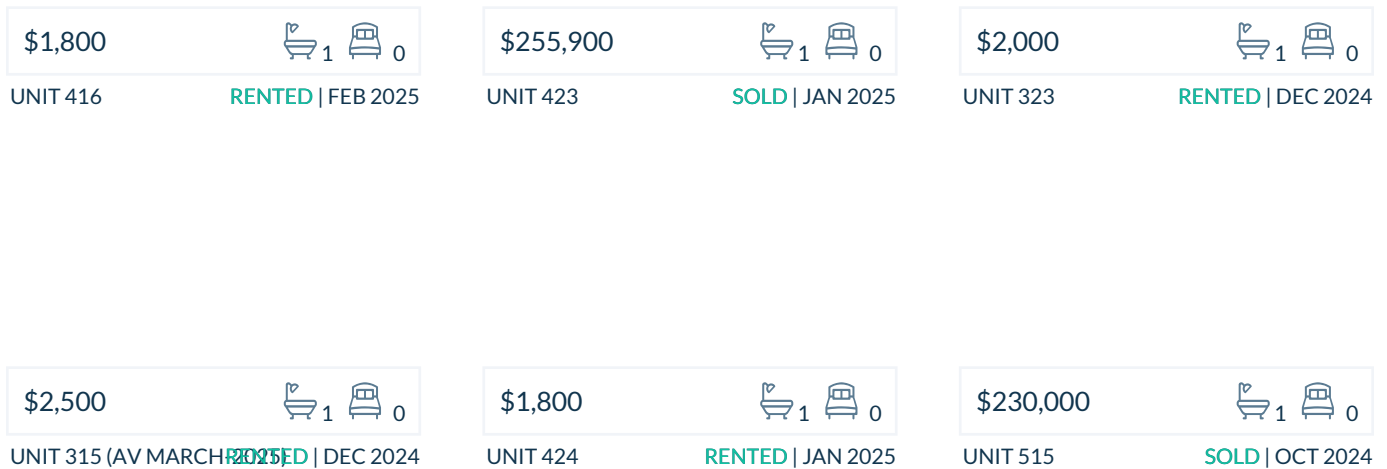
Below the average listing prices of available unit per property type.



Activity

SOLD OR RENTED

Below the latest transactions reported by the local MLS Association for Hampton Washington Condo



Sold

LAST 20 PROPERTIES SOLD IN HAMPTON WASHINGTON CONDO

Unit	Price	Beds/Baths	\$/Sqft	Sqft	Buying Date	Days on Market
423	\$255,900	0/1	\$624.1	410	Jan 2025	70
515	\$230,000	0/1	\$575.0	400	Oct 2024	61
224	\$240,000	0/1	\$615.4	390	Oct 2024	11
223	\$269,000	0/1	\$656.1	410	Sep 2024	88
311	\$250,000	0/1	\$625.0	400	Jun 2024	38
415	\$265,000	1/1	\$662.5	400	Jun 2024	38
407	\$229,000	0/1	\$572.5	400	May 2024	7
318	\$260,000	0/1	\$541.7	480	Sep 2023	60
504	\$269,000	0/1	\$672.5	400	Jul 2023	4
506	\$229,000	0/1	\$572.5	400	Apr 2023	1
420	\$249,000	1/1	\$518.8	480	Feb 2023	3
318	\$260,000	0/1	\$541.7	480	Jan 2023	15
212	\$214,000	0/1	\$535.0	400	Dec 2022	17
220	\$214,000	0/1	\$445.8	480	Dec 2022	17
323	\$225,000	0/1	\$548.8	410	Aug 2022	26
519	\$230,000	0/1	\$479.2	480	May 2022	5
509	\$199,000	0/1	\$497.5	400	Apr 2022	353
307	\$165,000	0/1	\$412.5	400	Dec 2021	136
503	\$165,000	1/1	\$412.5	400	Nov 2021	4
317	\$175,000	0/1	\$407.0	430	Sep 2021	154

Rented

LAST 20 PROPERTIES RENTED IN HAMPTON WASHINGTON CONDO

Unit	Price	Beds/Baths	\$/Sqft	Sqft	Rented Date	Days on Market
416	\$1,800	0/1	\$4.2	430	Feb 2025	13
323	\$2,000	0/1	\$4.9	410	Dec 2024	124
315 (...)	\$2,500	0/1	\$6.3	400	Dec 2024	184
424	\$1,800	0/1	\$4.6	390	Nov 2024	79
412	\$1,800	0/1	\$4.5	400	Oct 2024	38
412	\$1,800	0/1	\$4.5	400	Aug 2024	24
324	\$1,650	0/1	\$4.2	390	Aug 2024	85
302	\$1,750	0/1	\$4.4	400	Aug 2024	79
510	\$1,600	0/1	\$4.0	400	Jul 2024	57
502	\$1,800	0/1	\$4.5	400	Mar 2024	21
521	\$1,800	0/1	\$4.0	450	Jan 2024	8
423	\$1,900	1/1	\$4.6	410	Jan 2024	78
315 (a...)	\$2,500	1/1	\$6.3	400	Dec 2023	86
322	\$1,850	0/1	\$3.9	470	Nov 2023	14
515	\$1,550	0/1	\$3.9	400	Aug 2023	75
224	\$1,725	0/1	\$4.4	390	Aug 2023	54
521	\$1,950	0/1	\$4.3	450	Jun 2023	41
415	\$2,050	1/1	\$5.1	400	Apr 2023	67
412	\$1,900	0/1	\$4.8	400	Aug 2022	9
311	\$1,825	0/1	\$4.6	400	Jun 2022	40

Currently Listed

ACTIVE LISTINGS 1/1

Unit	Price	Beds/Baths	\$/Sqft	Sqft	Listing Date	Owner
N/A	\$450,000	0/0	N/A	N/A	Oct 2024	
208	\$2,000/mth	0/1	\$5.0	400	Feb 2025	NORBERTO M...
221	\$262,500	1/1	\$583.3	450	Feb 2025	STAN BRENNER
311	\$1,750/mth	0/1	\$4.4	400	Jun 2024	GEORGE M Z...
315 (...)	\$2,500/mth	1/1	\$6.3	400	Apr 2024	ANELYS PINE...
315 (a...)	\$2,500/mth	1/1	\$6.3	400	Feb 2025	ANELYS PINE...
323	\$264,000	0/1	\$643.9	410	Dec 2024	MATTIA DIEG...
325	\$289,900	1/1	\$828.3	350	Sep 2024	ALICIA GARCI...
407	\$2,000/mth	0/1	\$5.0	400	Jul 2024	N/A
424	\$1,800/mth	0/1	\$4.6	390	Mar 2024	RAULA COSSIO
506	\$324,975	0/1	\$812.4	400	Feb 2025	